


Name Sign Creation

29th February 2024



Project Time

- 28th February
(02/28)

Often, we will want to keep our construction and other projects over multiple days, so we can continue to build them up.

But how can we let everyone know it is ours?

First an example,

Joel: “What could this be?”

Jojo: “A mountain.”

Kilian: “A cake”

Jimmy: “An axe”.

Ryan: “Joel, this!”

He demonstrates picking something up.

Joel: “Ahh, a crane.”

Ryan: “Yes.”

We practice our thinking and making connections.



Project Time

- 28th February
(02/28)

Often, we will want to keep our construction and other projects over multiple days, so we can continue to build them up.

But how can we let everyone know it is ours?



Joel: “If we don’t want keep our work,
how can we make sure everyone knows
it is our.”

Sean: “Put our name.”

*We each have a card with our name
written on. We go through and practice
reading everyone’s English names.*

Sean: “Now how can we decorate our
name tags?”

Wendy: “Drawing.”

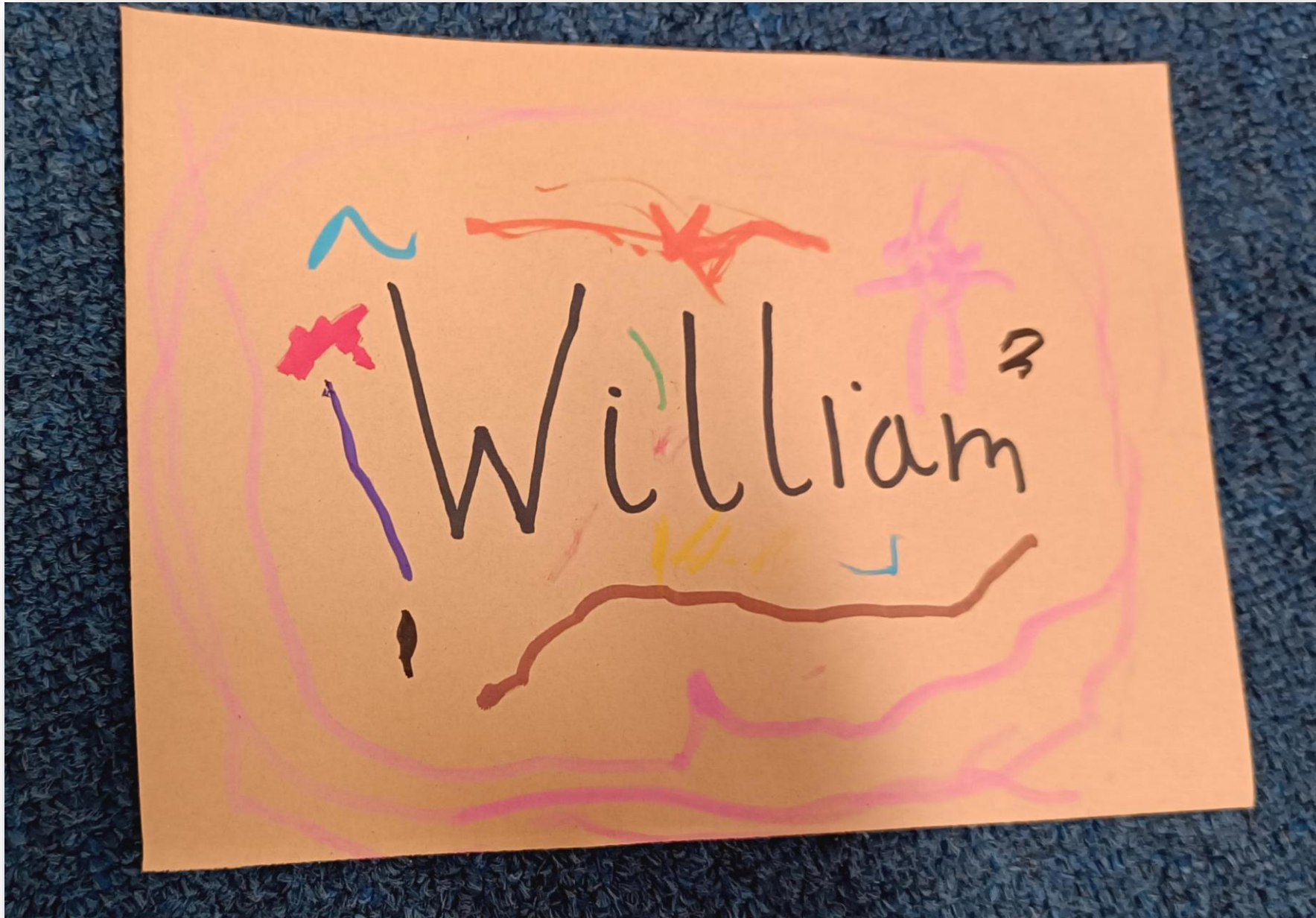
Sean: “Or clay.”

Now we decorate our name tags using a method of our choice.





Now we decorate our name tags using a method of our choice.







“It’s mummy.”



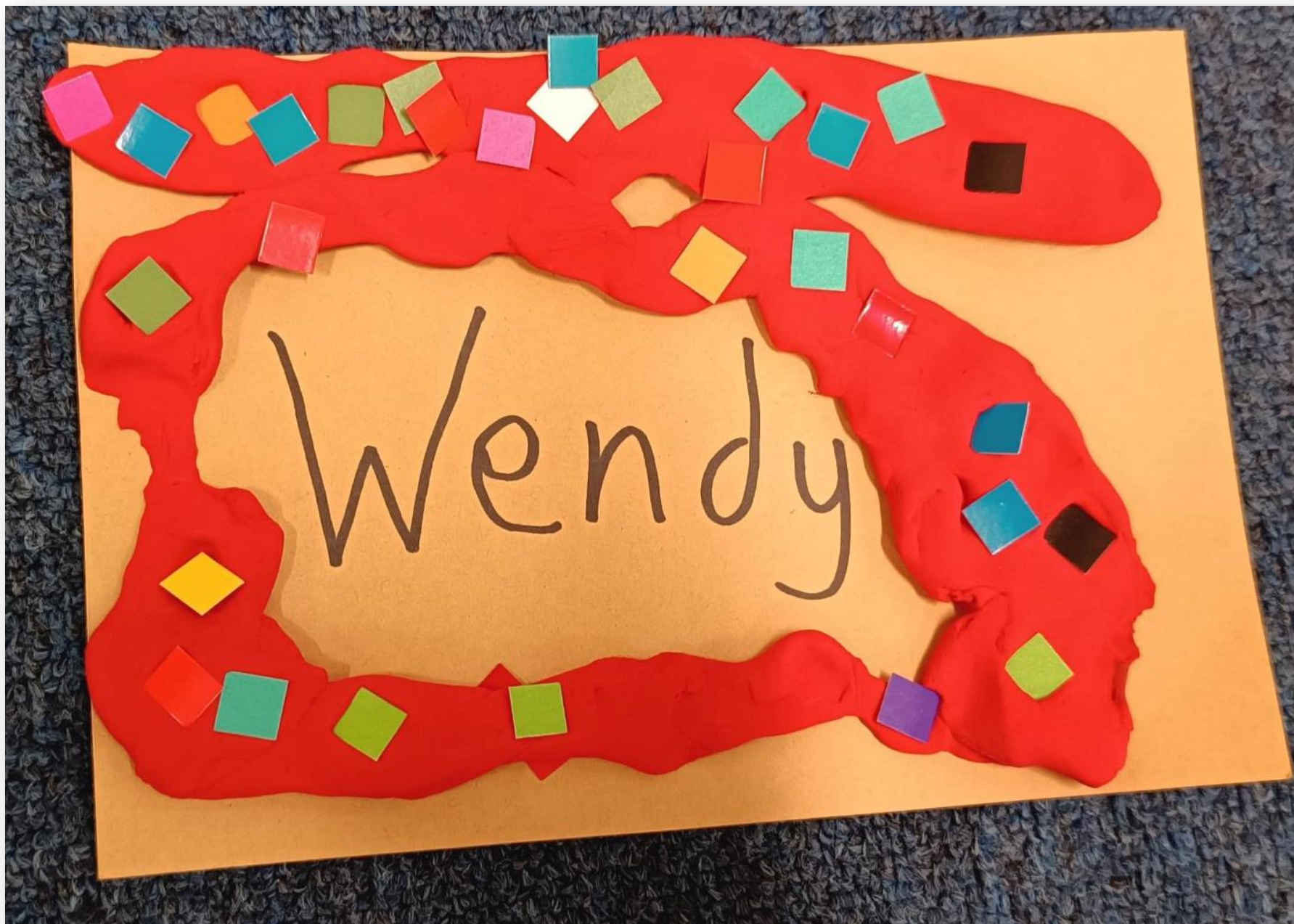














Wendy, Kai, Jimmy and Nicky choose to make a sign for our box

We start with the words written on an A3 sheet of paper. We are going to get smaller sheets of paper to put on.

Joel: “Where can we get paper from?”

Jimmy: “Over there.”

Everyone goes to get paper from a writing table.

Joel: “Can these all go on the paper?”

Everyone: “No, too big!”

Joel: “Where can we get smaller paper from?”

Jimmy and Kai: “Over there.”

They go to the storage shelves and get paper of different colours.”

Joel: “Can we fit it on now?”

Everyone: “No!”

Wendy: “But cut to make it smaller.”

They go to get scissors and begin work.





As we work,

Nicky: "I want to draw."
*She goes to get the pens we
can use.*

*We are all careful not to
cover the words.,
repositioning as necessary.*

Kai and Wendy and Jimmy
decide it is OK to cover
each other's pieces of paper
a little due to space.

Nicky has cut very small pieces very small and drawn on them. She indicated that she didn't want them covered. Other's respected this.



Practicing independent thinking and problem solving, through deciding how to decorate the sign. Also, fine motor skills with scissors and sticking. Finally respect for each other as they worked together.

