

Grade 1

Creative Work in Response to 'The Thirsty Crow'

Speaking Presentation






- Marking Rubric




Student Name:

Teacher:

Tick the appropriate box.



	I can do it.	I need a little bit of help. I will be able to do it soon.
	 	
Making ten sentences in English that can be understood to give the message without effort from a native speaker. 		
Clear structure in spoken presentation Beginning presentation with at least one sentence to summarize content of work as introduction, followed by sentences of specific detail. 		

Talking at an appropriate speed (not too fast or slow). 		
Talking at an appropriate volume (not too loud or quiet). 		
Looking at the listener. 		

Progress



Area for Growth